

Josephine



a lacy choker to crochet, by Pyogazel



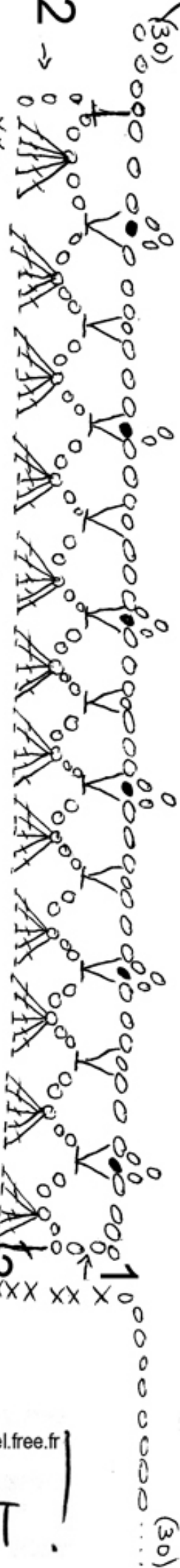
- Stitches :** chain stitch, single crochet, slip stitch, half double crochet, treble crochet, quadruple crochet.
- Measurement :** the lace segment is approximately 34 cm long
- Materials :**
- | | |
|----------------|--|
| Crochet hook : | US size D (Metric : 3 mm) |
| Yarn : | approximately 1/4 ball of sport weight cotton
suggestion : Pernelle "tropique", color light pink,
140 yds = 1 oz 3/4, to be used with a 4,5 mm hook. |
- Skill level :** Intermediate
- This is a quite easy and quick project, but as you have to master treble crochet, quadruple crochet and clusters... and be able to read a graph !

CiNON!
EST DU CROCHET!

Copyright © 2007 pyogazel.free.fr

→ foundation

(30)



treble crochet

5 double crochet cluster

2 half double crochet together

chain stitch

picot

single crochet

slip stitch

Copyright © 2007 pyogazel.free.fr

C'EST DU CROCHET!



Crochet a flower or use a large bead at one end of the string, it will be prettier,
Use a little bit of starch before pinning down to block.



Dress up and wear....



Attribution-ShareAlike 3.0 Unported

You are free:



to Share — to copy, distribute and transmit the work



to Remix — to adapt the work

Under the following conditions:



Attribution. You must attribute the work in the manner specified by the author or licensor (but not in any way that suggests that they endorse you or your use of the work).



Share Alike. If you alter, transform, or build upon this work, you may distribute the resulting work only under the same, similar or a compatible license.

- For any reuse or distribution, you must make clear to others the license terms of this work. The best way to do this is with a link to this web page.
- Any of the above conditions can be waived if you get permission from the copyright holder.
- Nothing in this license impairs or restricts the author's moral rights.